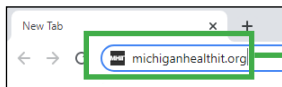


MYHEALTHBUTTON AND MYHEALTHPORTAL RESOURCES:

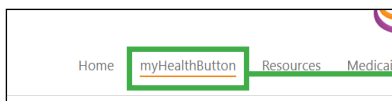


The myHealthButton and myHealthPortal are available to members of Medicaid, Healthy Michigan Plan, MICHild, and Children's Special Health Care Services (CSHCS) served by the State of Michigan. The applications put control of your health care benefits and services in your hands by providing real-time access instantly and securely.

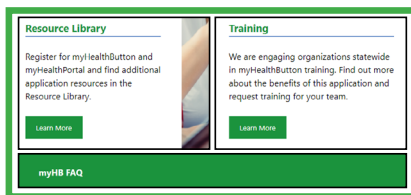
Information on myHealthButton and myHealthPortal can be found at MichiganHealthIT.org/myhealthbutton



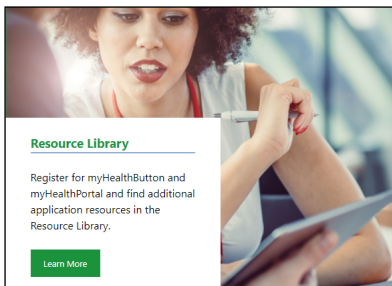
1 In your web browser, go to the [Michigan Health IT Website](http://MichiganHealthIT.org/) (URL: <http://michiganhealthit.org/>).



2 Click on "myHealthButton" in the upper left hand corner.



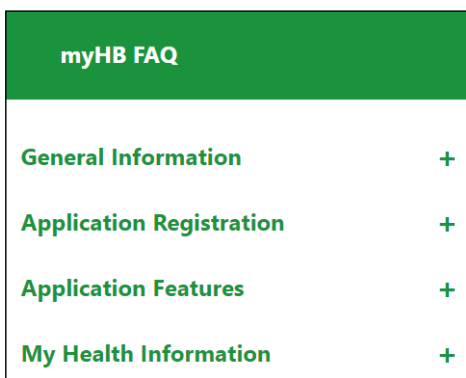
3 Select the **Resource Library**, **Frequently Asked Questions**, or **Training**.



Resource Library

Provides pdf and video guides for myHB/myHP including:

- Who can register and what you'll need
- Helping clients access the applications
- Visual guides for popular features



Frequently Asked Questions

Has many quick answers for common questions about:

- General Information
- Application Registration
- Application Features
- My Health Information

If you don't see an answer for your myHB/myHP question on the website, please contact our training team at: csetraining@mphi.org