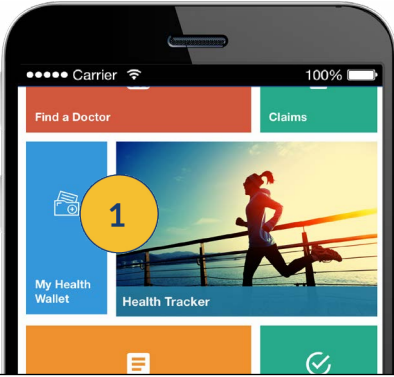




QUICK REFERENCE: VIEW MIHEALTH CARD

The myHealthButton app is available to members of Medicaid, Healthy Michigan Plan, MICHild, and Children's Special Health Care Services (CSHCS) served by the State of Michigan. It puts control of your health care benefits and services in your hands by providing real-time access instantly and securely.

My Health Wallet lets you view a copy of your mihealth card.



1. Tap **My Health Wallet**.

Note: To see the mihealth card for a member you've added to your account, Switch User on the Profile screen before opening My Health Wallet.



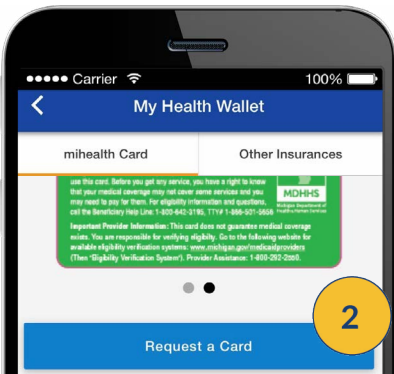
The **My Health Wallet** screen will display a picture of your mihealth card.

Note: If you don't have an active Medicaid or CSHCS account, an ineligible for mihealth card message will display.

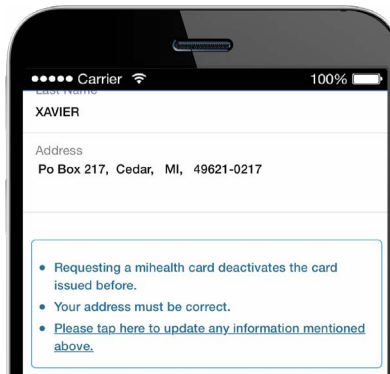


The **My Health Wallet** screen will display a picture of your mihealth card.

Note: To learn how to request a replacement card continue to Step 2.

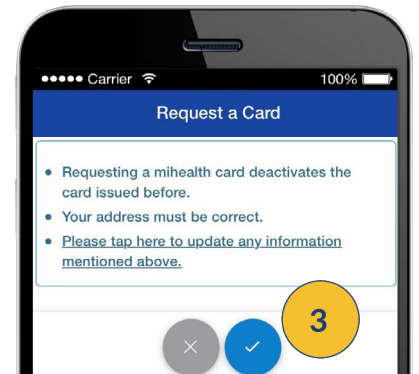


2. Below the picture of the mihealth card, tap **Request a Card**. The **Request a Card** screen will display the card ID number, your name, and address.



Verify that the information shown is correct.

*Note: If the information is not correct, tap the link to request an update. The **Contact Us** screen will display instructions to follow for your coverage plan.*



3. Tap to verify the information.

Note: A pop-up will display letting you know that your request was successfully submitted.



View mihealth card is also available on the myHealthPortal at <https://myhbclد.state.mi.us>. If you have general questions, email Beneficiary Support at beneficiarysupport@michigan.gov or call the Beneficiary Help Line at 800-642-3195, TTY: 866-501-5656. For information about the app or more help with features, visit www.michiganhealthit.org/myhealthbutton/ or contact us at myHealthButton@michigan.gov. Download the myHealthButton app from Google Play or the Apple App Store.