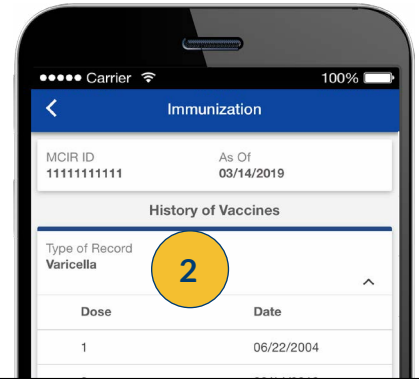
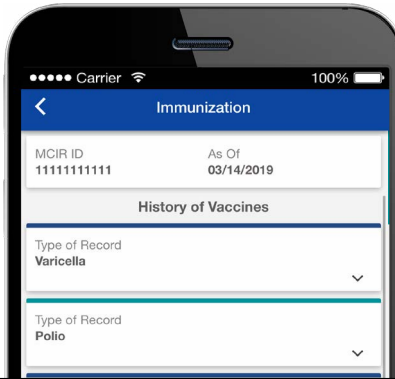




QUICK REFERENCE: IMMUNIZATION RECORDS

The myHealthButton app is available to members of Medicaid, Healthy Michigan Plan, MICHild, and Children's Special Health Care Services (CSHCS) served by the State of Michigan. It puts control of your health care benefits and services in your hands by providing real-time access instantly and securely.

The **Michigan Care Improvement Registry (MCIR)** is a feature that lets you see your immunization records in the Michigan Care Improvement Registry.

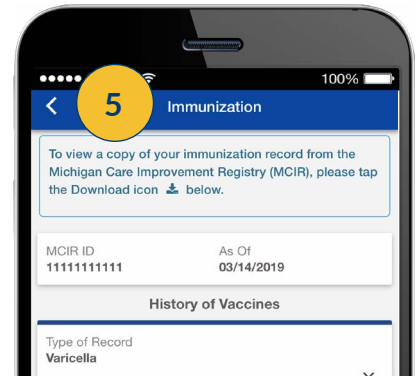
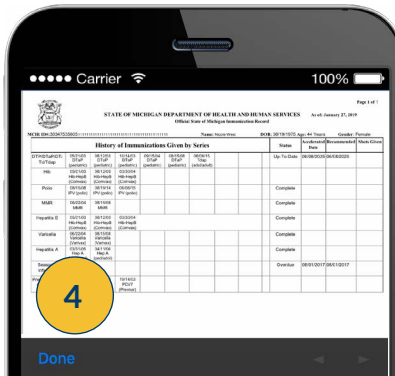
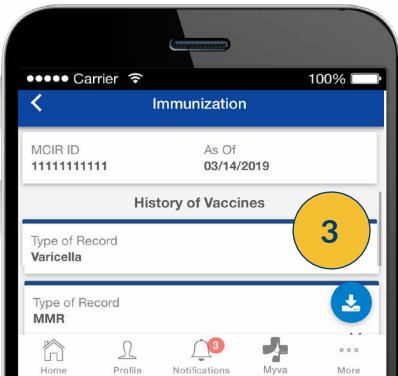


1. From the **Home** screen, scroll down and tap **Michigan Care Improvement Registry (MCIR)**.

The **Immunization** screen will display your history of vaccines.

Note: To see the immunization history for a member you've added to your account, Switch User on the Profile screen before opening Michigan Care Improvement Registry (MCIR).

2. Tap any vaccine to see a history of doses and dates.



3. Tap the **Download** icon to view a printable copy of your full immunizations record.

Note: To print an immunization record, use your phone to take a picture of the screen. The picture can be printed or sent as a text or email.

4. Tap **Done** to return to the immunization screen.

5. To return to the **Home** screen tap the back arrow at the top of the page on the left-hand side.



View MCIR is also available on the myHealthPortal at <https://myhbclid.state.mi.us>. If you have general questions, email Beneficiary Support at beneficiarysupport@michigan.gov or call the Beneficiary Help Line at 800-642-3195, TTY: 866-501-5656. For information about the app or more help with features, visit www.michiganhealthit.org/myhealthbutton/ or contact us at myHealthButton@michigan.gov. Download the myHealthButton app from Google Play or the Apple App Store.