



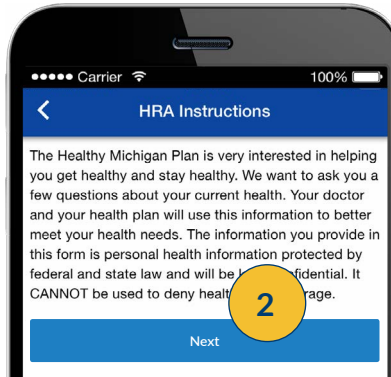
QUICK REFERENCE: COMPLETE HRA

The myHealthButton app is available to members of Medicaid, Healthy Michigan Plan, MICHild, and Children's Special Health Care Services (CSHCS) served by the State of Michigan. It puts control of your health care benefits and services in your hands by providing real-time access instantly and securely.

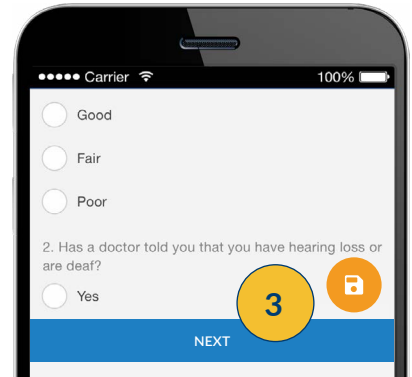
The myHealthButton app can help you complete and submit your **Health Risk Assessment (HRA)** required by the Healthy Michigan Plan.



1. From the **Home** screen, tap **Health Risk Assessment**.

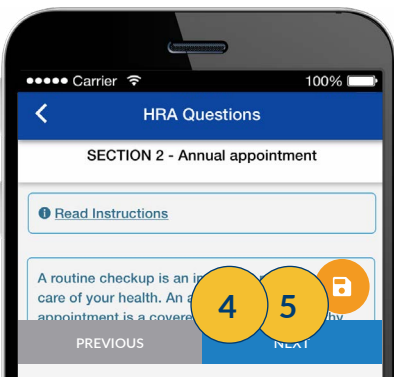


2. Tap **Next**. The **HRA Instructions** screen will display instructions for completing your Health Risk Assessment for the Healthy Michigan Plan.

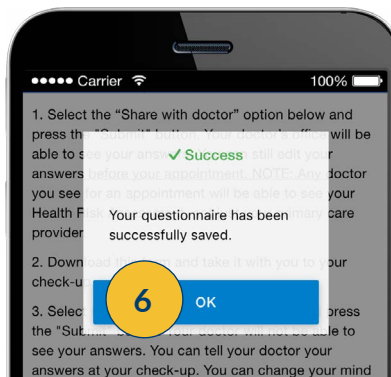


3. Answer questions in **SECTION 1** and tap **NEXT**. Repeat until **SECTION 1** is complete.

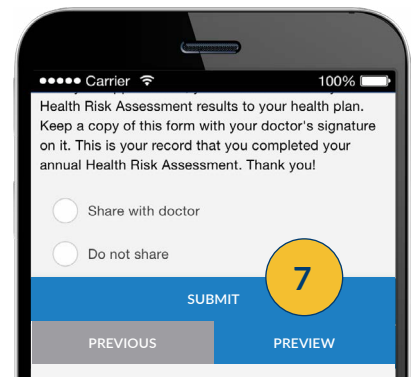
*Note: Tap **PREVIOUS** to move backwards in the survey, and tap the save icon to save at any point.*



4. Answer questions in **SECTION 2** and tap **NEXT**.
5. Repeat for the questions in **SECTION 3** and tap **COMPLETE**.



6. Tap **OK**. The **Success** pop-up will display, letting you know your questionnaire has been saved.



7. The **HRA Questions** screen displays a congratulations message and next steps instructions. To share your HRA with your doctor, select **Share with doctor** and press **SUBMIT**.

*Note: You may also tap **PREVIEW** to view your completed Health Risk Assessment.*



The Health Risk Assessment is also available on the myHealthPortal at <https://myhbcld.state.mi.us>. If you have general questions, email Beneficiary Support at beneficiarysupport@michigan.gov or call the Beneficiary Help Line at 800-642-3195, TTY: 866-501-5656. For information about the app or more help with features, visit www.michiganhealthit.org/myhealthbutton/ or contact us at myHealthButton@michigan.gov. Download the myHealthButton app from Google Play or the Apple App Store.