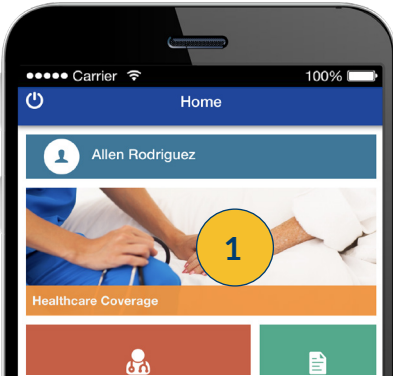




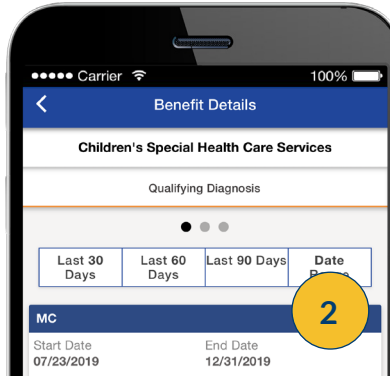
QUICK REFERENCE: CSHCS MAKE ONLINE PAYMENTS

The myHealthButton app is available to members of Medicaid, Healthy Michigan Plan, MICHild, and Children's Special Health Care Services (CSHCS) served by the State of Michigan. It puts control of your health care benefits and services in your hands by providing real-time access instantly and securely.

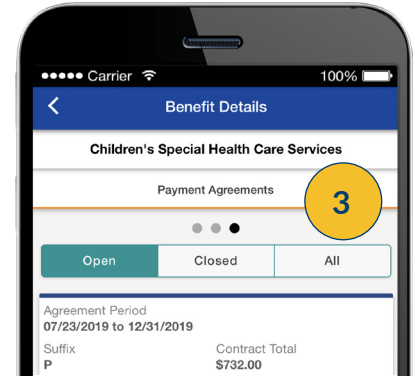
You can **Pay Online** to make monthly payments to your CSHCS payment agreement in the myHealthButton app.



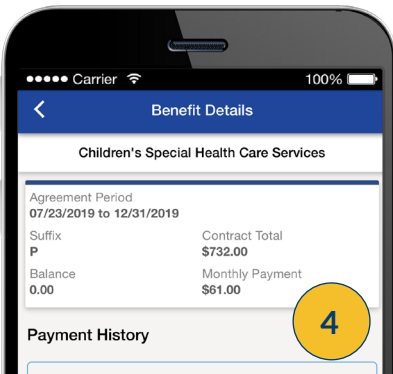
1. From the **Home** screen, tap **Healthcare Coverage**.



2. Tap **Children's Special Health Care Services** from the **Healthcare Coverage** page. The **Benefit Details** screen will display the **Qualifying Diagnosis** tab.

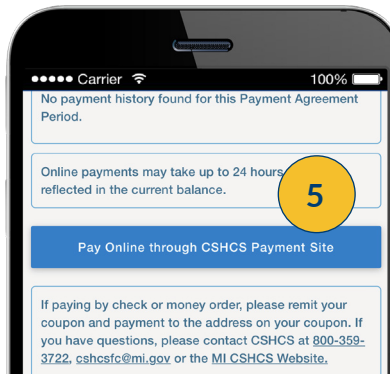


3. Slide the screen to the left to see the **Payment Agreements** tab. This tab will display a list of open payment agreements, with start and end dates, contract total, balance, and monthly payments.

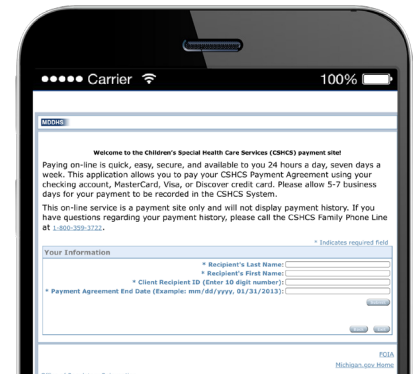


4. Tap the **payment agreement** for which you would like to make a payment.

Note: The page displays the Payment Agreement, Payment History, and a link to make Online payments.



5. Tap the **Pay Online through CSHCS Payment Site** button.



You will then be redirected to the **Children's Special Health Care Services (CSHCS) payment site** to complete your online payment.

Note: You will need the recipient's name, the recipient's 10-digit ID, and the Payment Agreement end date. Payments may take 5-7 business days to be recorded in the system.



This feature is also available on the myHealthPortal at <https://myhbcd.state.mi.us>. If you have general questions, email Beneficiary Support at beneficiarysupport@michigan.gov or call the Beneficiary Help Line at 800-642-3195, TTY: 866-501-5656. For information about the app or more help with features, visit www.michiganhealthit.org/myhealthbutton/ or contact us at myHealthButton@michigan.gov. Download the myHealthButton app from Google Play or the Apple App Store.